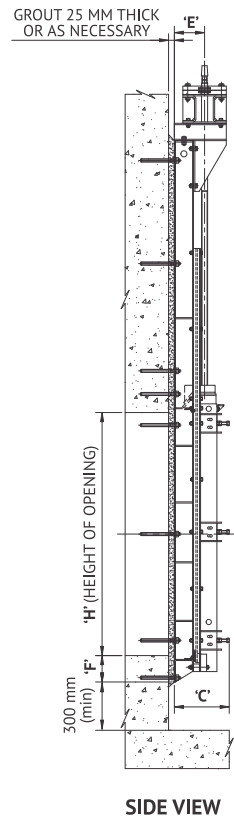
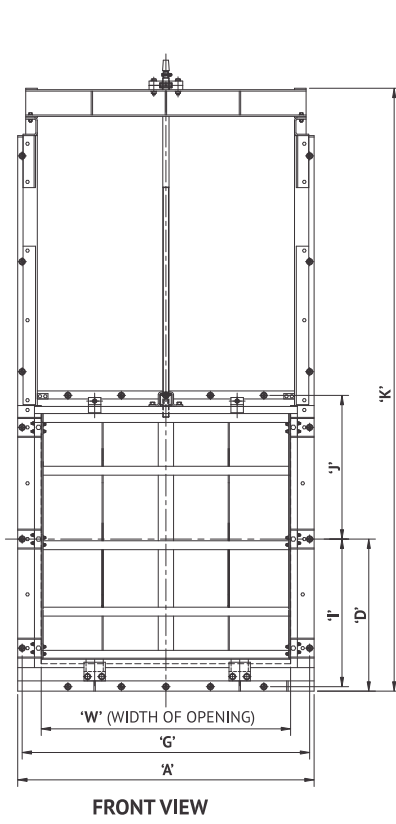


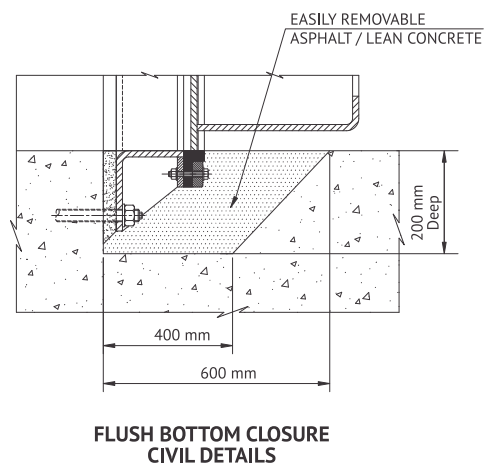
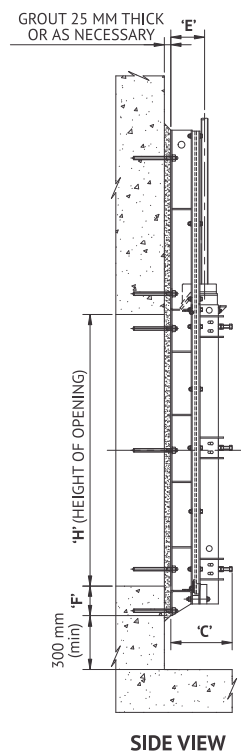
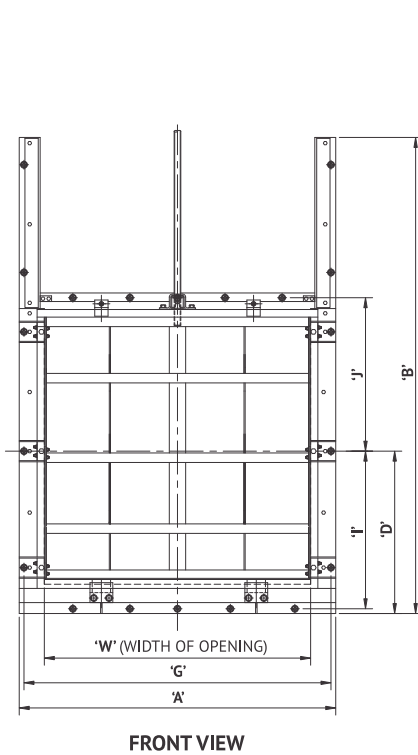
# STAINLESS STEEL SLIDE GATES

## SERIES: A - 114 - DRAWINGS

### SELF-CONTAINED - CONVENTIONAL CLOSURE



### NON SELF-CONTAINED - CONVENTIONAL CLOSURE



# SERIES: A - 114 - DATASHEET



W	H	A	B	C	D	E	F	G	I	J	K
500	500	770	1073	315	387	140	115	725	340	340	1790
550	550	820	1149	315	413	140	115	775	365	365	1895
600	600	875	1226	315	438	140	115	825	390	390	1995
700	700	975	1353	320	489	140	115	925	440	440	2190
750	750	1025	1480	320	514	140	115	975	465	465	2330
800	800	1075	1581	320	540	140	115	1025	490	490	2400
900	900	1180	1708	320	591	140	115	1130	545	545	2605
1000	1000	1280	1911	320	641	140	115	1230	595	595	2840
1050	1050	1330	1988	320	667	140	115	1285	620	620	2880
1200	1200	1485	2140	370	743	165	115	1435	695	695	3250
1350	1350	1635	2267	370	819	165	115	1590	770	770	3550
1500	1500	1790	2623	385	895	165	115	1740	850	850	3880
1650	1650	1940	2826	385	972	170	115	1895	925	925	4160
1800	1800	2090	2927	385	1048	170	115	2045	1025	1025	4465
1950	1950	2245	3359	400	1124	185	115	2195	1075	1075	4770
2000	2000	2295	3435	400	1149	185	115	2250	1100	1100	4895
2100	2100	2398	3537	400	1200	185	115	2350	1155	1155	5200

**NOTES:**

- All dimensions are in mm.
- Dimensions of rectangular & other sizes on request.